

ARMflo CIRCUIT BALANCING VALVES | CBV - VENTURI STYLE ½" TO 2" (DN15 TO DN50) | LEAD FREE, CERTIFIED TO NSF/ANSI 372 | SUBMITTAL

File No: 36.513
Date: JUNE 22, 2023
Supersedes: 36.513
Date: OCTOBER 6, 2022

Job: _____ Representative: _____
 _____ Order no.: _____ Date: _____
 Engineer: _____ Submitted by: _____ Date: _____
 Contractor: _____ Approved by: _____ Date: _____

MODEL NUMBER	QTY REG'D	IDENTIFICATION	MODEL NUMBER	QTY REG'D	IDENTIFICATION

TECHNICAL DATA

Connection: Model CBV-VS - Solder Joint
 Model CBV-VT - Threaded npt
 Model CBV-VB - Threaded bspp (ISO-228)
Maximum Working Pressure: 300 psi / 20 bar (PN20)
Operating Temperature Range: -4°F to 300°F (-20°C to 150°C)

NOTES

- Valves can be "line sized" for applications with 2 to 4 ft/sec (0.7 to 1.3 m/s) flow velocity for nominal pipe size.
- For valve sizing based on design flow, check the Range Chart and Flow Rate Ranges.
- All valves are furnished with PT Ports for differential pressure measurement across the venturi.
- Refer to Flow Rate Ranges for venturi Flow Coefficients.
- Do not attempt to use Range Chart or Performance Curves for flow measurement.**

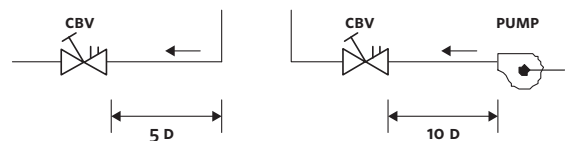
MATERIALS OF CONSTRUCTION

Body/Bonnet: Brass-C46500
Stem/Disc: Brass-C46500
Elastomers: EPDM (may contain silicone)
Handwheel: Reinforced Nylon; ABS

INSTALLATION

ARMflo circuit balancing valves provide excellent results when mounted directly to other fittings. However, for optimum accuracy, locate the valve:

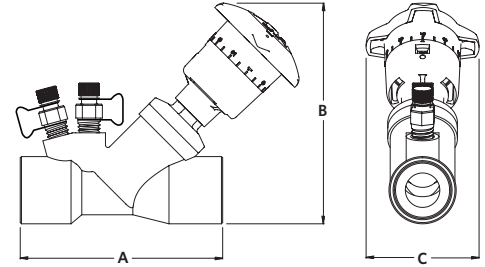
- 5 pipe diameters downstream of a fitting.
- 2 pipe diameters upstream of a fitting.
- 10 pipe diameters upstream or downstream of a pump.



DIMENSIONS AND WEIGHTS

SOLDER JOINT CONNECTION

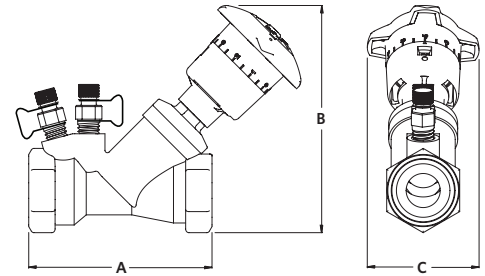
PIPE SIZE	MODEL	inches (mm)			WEIGHT lbs.(kg)
		A	B	C	
½" (DN15)	CBV050VSCR-LF	3.19 (81)	4.56 (116)	2.76 (70)	1.05 (0.48)
	CBV050VSCR				
¾" (DN20)	CBV075VSCR-LF	3.64 (93)	4.65 (118)	2.76 (70)	1.09 (0.49)
	CBV075VSCR				
1" (DN25)	CBV100VSCR	4.26 (108)	4.95 (126)	2.76 (70)	1.68 (0.76)
1¼" (DN32)	CBV125VSCR	4.94 (125)	5.40 (137)	2.76 (70)	2.26 (1.03)
1½" (DN40)	CBV150VSCR	5.67 (144)	5.60 (142)	2.76 (70)	3.22 (1.46)
2" (DN50)	CBV200VSCR	7.03 (179)	6.36 (162)	2.76 (70)	5.40 (2.45)



MODEL: CBV-VS ½" - 2" (DN15 - DN50)

THREADED CONNECTION

PIPE SIZE	MODEL	inches (mm)			WEIGHT lbs.(kg)
		A	B	C	
½" (DN15)	CBV050V(X)CR-LF	2.99 (76)	4.60 (117)	2.76 (70)	1.07 (0.49)
	CBV050V(X)CR				
¾" (DN20)	CBV075V(X)CR-LF	3.26 (83)	4.90 (125)	2.76 (70)	1.21 (0.55)
	CBV075V(X)CR				
1" (DN25)	CBV100V(X)CR	3.80 (97)	5.29 (135)	2.76 (70)	1.86 (0.84)
1¼" (DN32)	CBV125V(X)CR	4.32 (110)	5.60 (143)	2.76 (70)	2.34 (1.06)
1½" (DN40)	CBV150V(X)CR	5.07 (129)	5.90 (150)	2.76 (70)	3.49 (1.59)
2" (DN50)	CBV200V(X)CR	6.00 (153)	6.68 (170)	2.76 (70)	5.97 (2.46)



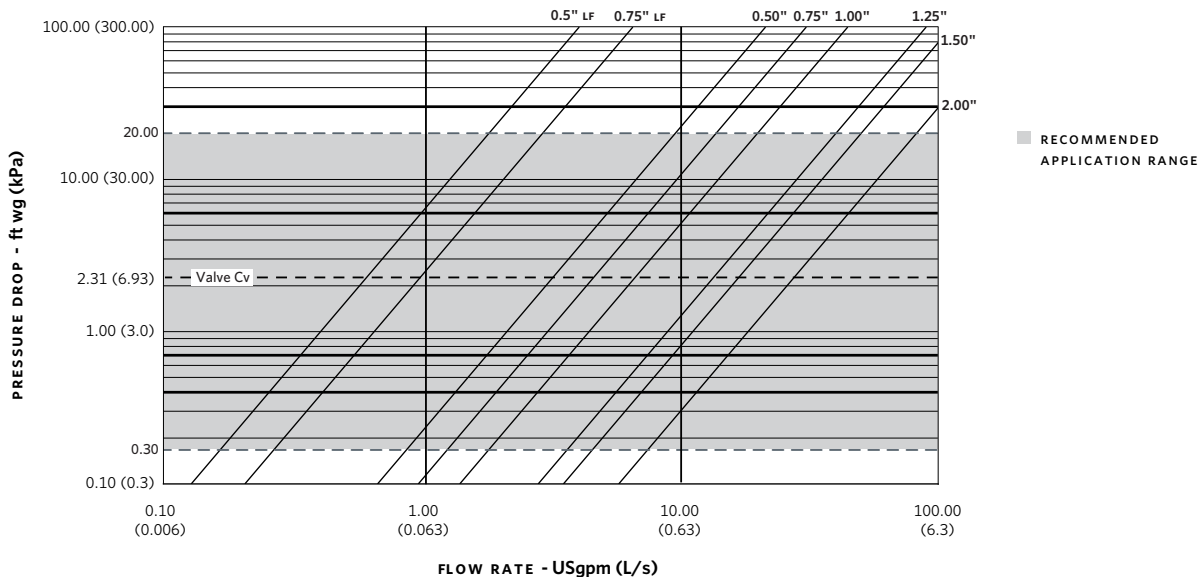
MODEL: CBV-VT / CBV-VB ½" - 2" (DN15 - DN50)

Note:

All dimensions are in inches (mm) and weights in lbs (kg) ; Where Model (x) = Connection Type: T = NPT or B = BSPP (ISO-228)

RANGE CHART

CBV - ½" TO 2" HEAD LOSS (5 TURNS OPEN)



FLOW RATE RANGES

VALVE	SIZE		MINIMUM FLOW RATE		MAXIMUM FLOWRATE		VENTURI FLOW COEFFICIENTS	
	MODEL	IMPERIAL	METRIC	Usgpm	L/s	Usgpm	L/s	Cv
CBV050V(X)CR-LF	½" LF	DN15 LF	0.26	0.02	1.98	0.12	0.69	0.59
CBV075V(X)CR-LF	¾" LF	DN20 LF	0.41	0.03	3.11	0.20	1.08	0.93
CBV050V(X)CR	½"	DN15	1.22	0.08	9.57	0.60	3.20	2.74
CBV075V(X)CR	¾"	DN20	1.99	0.13	13.76	0.87	5.21	4.47
CBV100V(X)CR	1"	DN25	4.57	0.29	22.97	1.45	12.01	10.29
CBV125V(X)CR	1¼"	DN32	6.17	0.39	38.00	2.39	16.19	13.88
CBV150V(X)CR	1½"	DN40	9.02	0.57	50.07	3.15	23.69	20.30
CBV200V(X)CR	2"	DN50	15.50	0.98	81.92	5.16	40.70	34.88

Note:

Where Model (x) = Connection Type: T = NPT , s = Sweat, B = BSPP (ISO-228).

Cv Values for ½" to 2" CBVs (Usgpm)

NO. OF TURNS	½"	¾"	1"	1¼"	1½"	2"
0.50	0.63	0.70	1.09	2.22	2.38	4.28
1.00	0.86	0.97	1.43	3.49	4.28	6.02
1.50	0.97	1.14	1.90	4.60	6.02	9.19
2.00	1.24	1.47	2.54	5.55	7.61	12.84
2.50	1.90	2.38	2.85	6.66	8.56	15.85
3.00	2.38	2.54	3.80	7.61	10.14	20.61
3.50	2.69	2.85	4.28	8.40	11.41	22.19
4.00	3.09	3.80	5.39	9.51	12.84	25.36
4.50	3.33	3.96	6.02	10.62	14.42	26.95
5.00	3.49	4.44	6.66	11.89	17.44	28.53

TORONTO

23 BERTRAND AVENUE,
TORONTO, ONTARIO,
CANADA, M1L 2P3
+1 416 755 2291

BUFFALO

93 EAST AVENUE, NORTH
TONAWANDA, NEW YORK,
U.S.A., 14120-6594
+1 716 693 8813

DROITWICH SPA

POINTON WAY, STONEBRIDGE CROSS
BUSINESS PARK, DROITWICH SPA,
WORCESTERSHIRE,
UNITED KINGDOM, WR9 0LW
+44 121 550 5333

MANCHESTER

WOLVERTON STREET, MANCHESTER
UNITED KINGDOM, M11 2ET
+44 161 223 2223

BANGALORE

#18, LEWIS WORKSPACE, 3RD FLOOR,
OFF MILLERS - NANDIDURGA ROAD,
JAYAMAHAL CBD, BENSON TOWN,
BANGALORE, INDIA 560 046
+91 80 4906 3555

SHANGHAI

UNIT 903, 888 NORTH SICHUAN RD.
HONGKOU DISTRICT, SHANGHAI
CHINA, 200085
+86 21 5237 0909

BEIJING

ROOM 1612, NANYIN BUILDING NO.2
NORTH EAST THRID RING ROAD
CHAOYANG DISTRICT, BEIJING,
CHINA 100027
+86 21 5237 0909

SÃO PAULO

RUA JOSÉ SEMIÃO RODRIGUES
AGOSTINHO, 1370 GALPÃO 6 EMBU
DAS ARTES, SAO PAULO, BRAZIL
+55 11 4785 1330

LYON

93 RUE DE LA VILLETTE
LYON, 69003 FRANCE
+33 4 26 83 78 74

DUBAI

JAFZA VIEW 19, OFFICE 402
P.O. BOX 18226 JAFZA,
DUBAI - UNITED ARAB EMIRATES
+971 4 887 6775

JIMBOLIA

STR CALEA MOTILOR NR. 2C
JIMBOLIA 305400, JUD.TIMIS
ROMANIA
+40 256 360 030

ARMSTRONG FLUID TECHNOLOGY®
ESTABLISHED 1934

ARMSTRONGFLUIDTECHNOLOGY.COM